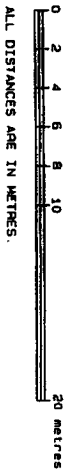
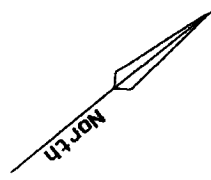
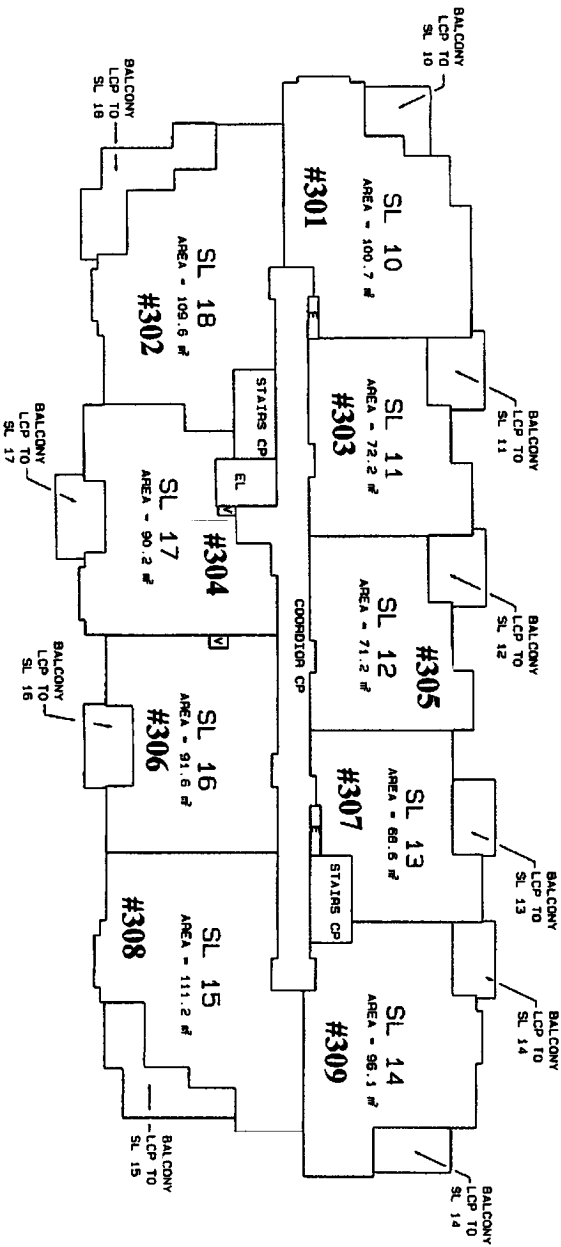


**PROPOSED PLAN OF STRATA LOTS 10 TO 18,
SECOND FLOOR**

SCALE 1:200



ALL DISTANCES ARE IN METRES.



SHEET 4 OF 5 SHEETS

WILLIAMSON & ASSOCIATES
 PROFESSIONAL SURVEYORS
 3088 BARNES ROAD
 HANNAH, S.C. 29517-4895
 FILE: 0510P4

JULY 29, 2006